



## Product Name: 24V RGBW LED TAPE IP65

### General information

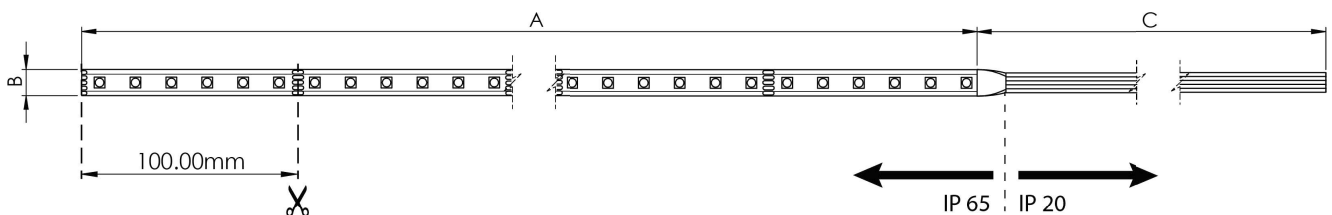
- This luminaire must be installed in accordance with the latest edition of the IET Wiring Regulations and local Building Regulation by a qualified competent person.
- The mains power supply must be turned off before inspection, installation or removal of the luminaire, ensuring that the supply is locked off to prevent inadvertently switching the supply on.
- It is the installer's responsibility to ensure that the installation is suitable for the total load of the luminaire(s). The supply cable fuses/circuit breakers must be correctly rated for the electrical load and taking into account for any transient inrush currents that may occur.
- It is the installer's responsibility to ensure that the environmental operating and storage conditions are complied with and that any fire risks are considered.
- Do not perform insulation strength or insulation resistance tests on the installation with the luminaire(s) connected, this can damage the luminaires and give erroneous readings.
- Do not loop-in supply cables at the luminaire supply terminals unless there is provision for 2-way connection at the terminals.
- The light source contained in this luminaire must only be replaced by TamLite Lighting or an appointed service agent.
- Emergency lighting luminaires must be installed and maintained in accordance with the emergency lighting standard BS 5266-1.
- To ensure that the product warranty remains valid, the luminaire must be installed and maintained in accordance with these installation instructions and the product must not be modified in any way.

-  Luminaires marked with this symbol must not be covered with thermally insulating material.
-  This symbol on covers over light sources indicates dangerous live parts do not operate the luminaire with this cover removed.

### Dimensions

	A (mm)	B (mm)	C (mm)
<b>FXX241RGBW</b>	1000	12	2000
<b>FXX242RGBW</b>	2000	12	2000
<b>FXX243RGBW</b>	3000	12	2000
<b>FXX244RGBW</b>	4000	12	2000
<b>FXX245RGBW</b>	5000	12	2000

	A (mm)	B (mm)	C (mm)
<b>FXX246RGBW</b>	6000	12	2000
<b>FXX247RGBW</b>	7000	12	2000
<b>FXX248RGBW</b>	8000	12	2000
<b>FXX249RGBW</b>	9000	12	2000
<b>FXX2410RGBW</b>	10000	12	2000



### Warning!

This LED tape **MUST** be connected to a suitable driver and controller.  
Please refer to the driver and controller instructions.

Product Name: 24V RGBW LED TAPE IP65

<p><b>1</b></p> <p>Remove the product from the packaging.</p>	<p><b>2</b></p> <p>Prepare LED tape for install.</p>
<p><b>3</b></p> <p>Remove backing paper and attach LED tape to a clean, flat and dry surface.</p>	<p><b>4</b></p> <p>Continue to install the tape, ensuring good contact with the mounting surface.</p>
<p><b>5</b> NOTE: Driver shown for reference only.</p> <div style="text-align: center; margin-top: 20px;"> </div> <p>Connect to an appropriate power supply and RGBW controller with reference to the instruction sheet supplied with those items.</p>	

Page 2 of 2

Tamlite Technical  
 Stafford Park 12,  
 Telford, Shropshire,  
 TF3 3BJ

+44(0)1952 292441  
 technical@tamlite.co.uk  
 Document No: V1

