



Product Name: 24V RGBW LED TAPE

General information

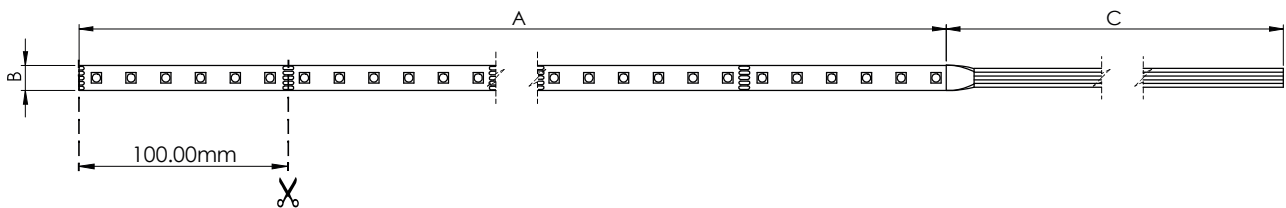
- This luminaire must be installed in accordance with the latest edition of the IET Wiring Regulations and local Building Regulation by a qualified competent person.
- The mains power supply must be turned off before inspection, installation or removal of the luminaire, ensuring that the supply is locked off to prevent inadvertently switching the supply on.
- It is the installer's responsibility to ensure that the installation is suitable for the total load of the luminaire(s). The supply cable fuses/circuit breakers must be correctly rated for the electrical load and taking into account for any transient inrush currents that may occur.
- It is the installer's responsibility to ensure that the environmental operating and storage conditions are complied with and that any fire risks are considered.
- Do not perform insulation strength or insulation resistance tests on the installation with the luminaire(s) connected, this can damage the luminaires and give erroneous readings.
- Do not loop-in supply cables at the luminaire supply terminals unless there is provision for 2-way connection at the terminals.
- The light source contained in this luminaire must only be replaced by TamLite Lighting or an appointed service agent.
- Emergency lighting luminaires must be installed and maintained in accordance with the emergency lighting standard BS 5266-1.
- To ensure that the product warranty remains valid, the luminaire must be installed and maintained in accordance with these installation instructions and the product must not be modified in any way.

-  Luminaires marked with this symbol must not be covered with thermally insulating material.
-  This symbol on covers over light sources indicates dangerous live parts do not operate the luminaire with this cover removed.

Dimensions

	A (mm)	B (mm)	C (mm)
FX241RGBW	1000	12	2000
FX242RGBW	2000	12	2000
FX243RGBW	3000	12	2000
FX244RGBW	4000	12	2000
FX245RGBW	5000	12	2000

	A (mm)	B (mm)	C (mm)
FX246RGBW	6000	12	2000
FX247RGBW	7000	12	2000
FX248RGBW	8000	12	2000
FX249RGBW	9000	12	2000
FX2410RGBW	10000	12	2000



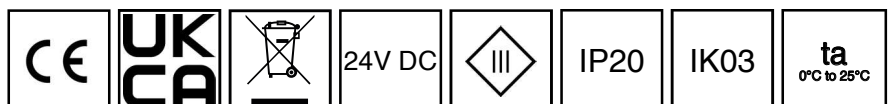
Warning!

This LED tape **MUST** be connected to a suitable driver and controller.
Please refer to the driver and controller instructions.

Page 1 of 2

Tamlite Technical
Stafford Park 12,
Telford, Shropshire,
TF3 3BJ

+44(0)1952 292441
technical@tam-lite.co.uk
Document No: V1



Product Name: 24V RGBW LED TAPE

<p>1</p> <p>Remove the product from the packaging.</p>	<p>2</p> <p>Prepare LED tape for install.</p>
<p>3</p> <p>Remove backing paper and attach LED tape to a clean, flat and dry surface.</p>	<p>4</p> <p>Continue to install the tape, ensuring good contact with the mounting surface.</p>
<p>5 NOTE: Driver shown for reference only.</p> <div style="text-align: center; margin-top: 20px;"> </div> <p>Connect to an appropriate power supply and RGBW controller with reference to the instruction sheet supplied with those items.</p>	

Page 2 of 2

Tamlite Technical
 Stafford Park 12,
 Telford, Shropshire,
 TF3 3BJ

+44(0)1952 292441
 technical@tamlite.co.uk
 Document No: V1

